

Precision Centigrade Temperature Sensor


This sensor probe utilizes a dual precision integrated-circuit temperature sensor, whose output voltage is linearly proportional to the Celsius temperature.

This sensor does not require any external calibration or trimming to provide typical accuracies of $\pm 1/4^\circ\text{C}$ at room temperature or $\pm 3/4^\circ\text{C}$ over a full -55°C to 150°C temperature range. This sensor includes a Molex 4-pin connector.

Design Features:

- * Calibrated directly in $^\circ\text{C}$
- * Linear $+10.0\text{mv}/^\circ\text{C}$ scale factor
- * $\pm 1/4^\circ\text{C}$ accuracy (at 25°C)
- * Rated to full -55°C to 150°C range
- * Suitable for remote applications
- * Operates from 4 to 30 volts
- * Less than $60\mu\text{A}$ current drain
- * Low self-heating, 0.08°C in still air
- * Nonlinearity only $\pm 1/4^\circ\text{C}$ typical
- * Low impedance output, 0.1Ω for 1mA load

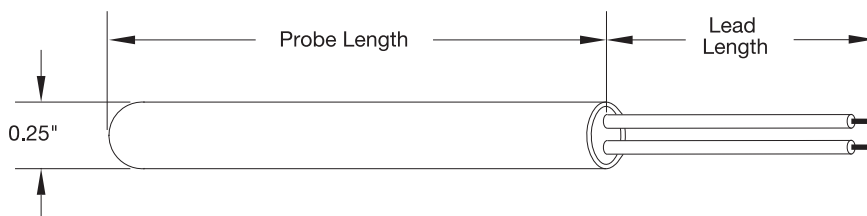

This Sensor is available in other designs and configurations. Consult Tempco with your requirements.



Part Number: STS00001

2000 Ohm RTD Sensor

This sensor probe is a fast responding 2000 ohm RTD sensor used widely in the HVAC, appliance and automotive industries. Sensor is protected in a 316 SS housing and supplied with 22 ga. Teflon® leads.



Design Features:

- * 2000 ohm nominal resistance at 20°C
- * Accurate to $\pm 0.7^\circ\text{C}$ at 20°C
- * Near linear temperature sensitivity; provides $8\Omega/^\circ\text{C}$ sensitivity
- * $\pm 3\%$ max. linearity (can be linearized to $\pm 0.2\%$)
- * Long term stability
- * Interchangeable without sensor-to-sensor recalibration
- * Operating temperature range of -40°C to $+150^\circ\text{C}$

Part Number	Probe Length	Lead Length
STS00002	8"	10-1/2"
STS00003	4"	13"

This type of sensor is also available in other designs and configurations. Consult Tempco with your requirements.