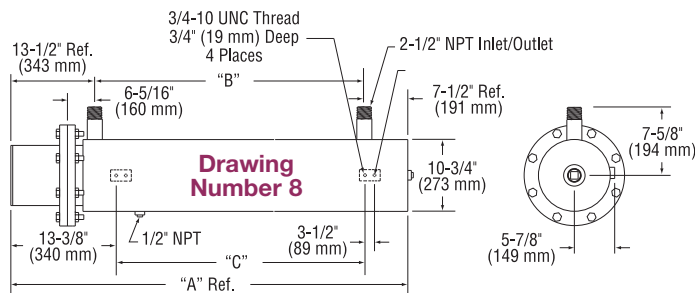
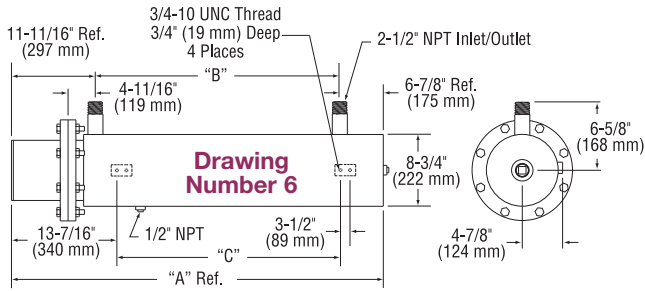


Standard (Non-Stock) Circulation Heaters

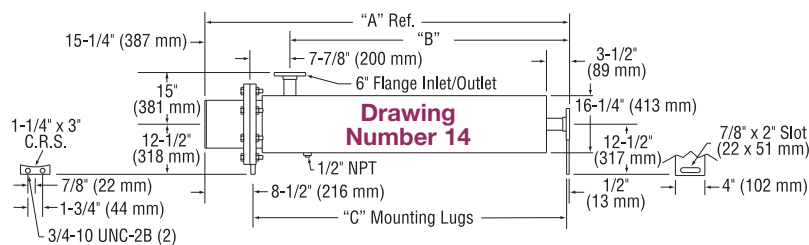
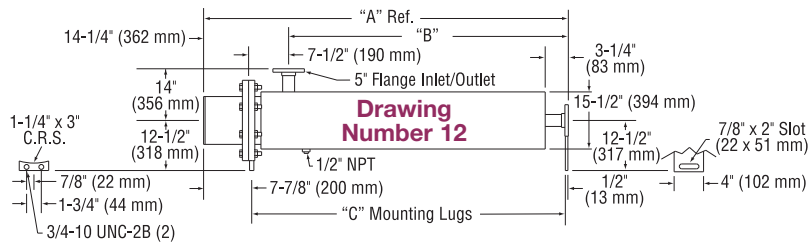
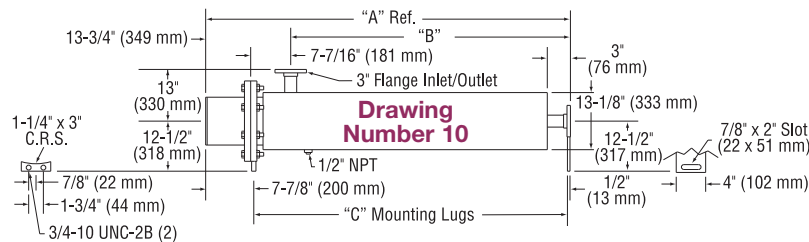


Dimensional Drawing Number

Drawing Number	"A"		"B"		"C"	
	in	mm	in	mm	in	mm
4.3	69-5/16	1761	52	1321	48-1/2	1232
4.4	90-5/16	2294	73	1854	69-1/2	1765
5.2	52-3/8	1330	37	940	15-1/4	387
5.3	63-7/8	1622	48-1/2	1232	21	533
5.4	77-1/4	1962	61-7/8	1572	27-1/2	698
5.5	90-1/4	2292	74-7/8	1902	34-1/4	870
6.2	49-9/16	1259	31	787	27-1/2	699
6.3	70-9/16	1792	52	1321	48-1/2	1232
6.4	91-9/16	2326	73	1854	69-1/2	1765
8.3	60-3/4	1543	39-11/16	1008	36-3/16	919
8.4	68-3/4	1746	47-5/16	1202	43-13/16	1113
8.5	77-7/8	1978	56-13/16	1443	53-5/16	1354
8.6	86-7/8	2207	65-13/16	1672	62-5/16	1583
8.7	96-7/8	2461	75-13/16	1926	72-5/16	1837
10.3	89	2261	75-1/4	1911	81	2057
10.4	96-1/2	2451	82-3/4	2102	88-1/2	2248
10.5	104	2642	90-1/4	2292	96	2438
12.4	96-3/4	2457	82-1/2	2096	88-5/8	2251
12.5	104-1/4	2648	90	2286	96-1/8	2442
14.4	97-1/8	2467	81-7/8	2080	88-3/4	2254
14.5	104-5/8	2657	89-3/8	2270	96-1/4	2445



Note: Circulation heater mounting lug design and location in the assembly drawings shown are standard. Designs can be modified to fit customer installation. Consult Tempco with your requirements.



Ordering Information

See Page 11-69 for complete Ordering Information.