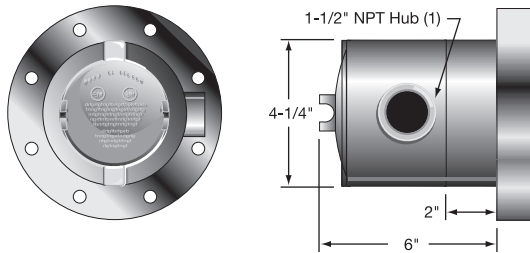


### Standard NEMA 4 and/or 7 Terminal Housings for 4" and 5" Flanges

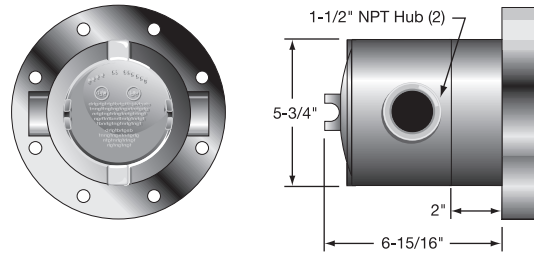
#### TYPE 3N (heaters having no thermostat)

NEMA 4 rating requires the use of the cover gasket.



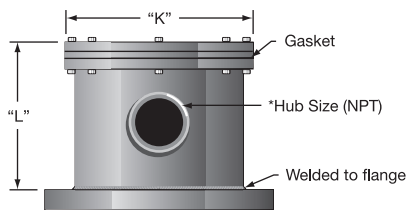
#### TYPE 3T (heaters with thermostat)

NEMA 4 rating requires the use of the cover gasket.



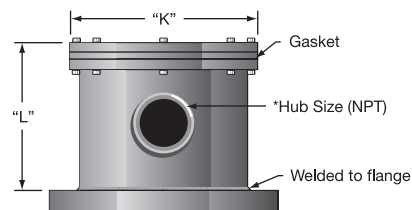
### Standard NEMA 4 Terminal Housings for 6" through 14" Flanges

#### TYPE 4N (For use with heaters with no thermostat)



Flange Size	"K"		"L"		Hub Size (NPT)
	in	mm	in	mm	
6	8	203	6	152	2
8	10	254	6	152	2
10	13-3/4	349	6	152	2-1/2
12	15-5/8	397	6	152	2-1/2
14	17-1/4	438	6	152	2-1/2

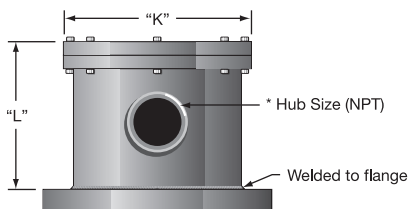
#### TYPE 4T (For use with heaters with thermostat)



Flange Size	"K"		"L"		Hub Size (NPT)
	in	mm	in	mm	
6	8	203	6	152	2
8	10	254	6	152	2
10	13-3/4	349	7-1/2	191	2-1/2
12	15-5/8	397	7-1/2	191	2-1/2
14	17-1/4	438	7-1/2	191	2-1/2

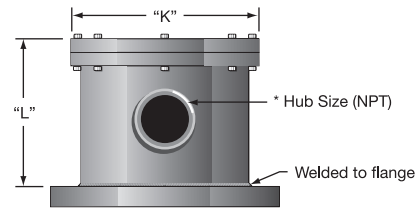
### Standard NEMA 7 Terminal Housings for 6" through 14" Flanges

#### TYPE 5N (For use with heaters with no thermostat)



Flange Size	"K"		"L"		Hub Size (NPT)
	in	mm	in	mm	
6	9-3/8	203	6	152	2
8	11-1/2	254	6	152	2
10	13-3/4	349	6	152	2-1/2
12	13-5/8	397	6	152	2-1/2
14	17-1/2	438	6	152	2-1/2

#### TYPE 5T (For use with heaters with thermostat)



Flange Size	"K"		"L"		Hub Size (NPT)
	in	mm	in	mm	
6	9-3/8	203	7-1/2	191	2
8	11-1/2	254	7-1/2	191	2
10	13-3/4	349	7-1/2	191	2-1/2
12	13-5/8	397	7-1/2	191	2-1/2
14	17-1/2	438	7-1/2	191	2-1/2



Explosion resistant terminal housings are intended to provide containment of an explosion in the enclosure only. No portion of the heater assembly outside the enclosure is covered under this NEMA rating. Abnormal use of a heater which results in excessive temperature can create hazardous conditions such as a fire. Never perform any type of service nor remove the housing cover prior to disconnecting all electrical power to the heater.