

## Terminations

### General Purpose Terminal Boxes: Type C2 and Type C5

Available with any construction or clamping variation. They are a simple & economical way to protect employees from electric shock or prevent electric shorts that can result from exposed wiring on band heater electrical installations.

The Heavy Duty Terminal Boxes have 1/2" knockouts that will accept standard armor cable connectors. They can be field assembled on band heaters that have a center distance between terminal

screws of 7/8". Boxes can be pre-wired with galvanized armor, stainless steel armor, wire braid or plain leads. If a Low Profile Box with cable or leads is required, it is strongly recommended to order it pre-wired by the factory.

The standard leads are 10" of cable or wire braid over 12" of flexible leads. *If longer leads are required, specify when ordering.*

### Duraband® Type C2 – Standard Terminal Boxes



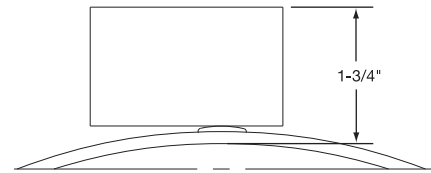
#### One-Piece Band

**Standard Termination Location:**  
next to gap; center of width

- \* **Minimum Inside Diameter:** 2-1/2" (63.5 mm)
- \* **Minimum Width:** 1" (25.4 mm) Heater widths between 1" and 2-1/2" require a minimum ID of 5-1/2" or greater.
- \* **Maximum Volts/Amps:** 480VAC/25A

#### Type C2 □ – Standard Box

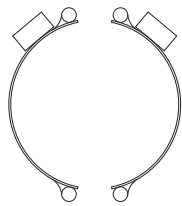
- C2A** – Box only
- C2B** – w/galvanized armor
- C2C** – w/stainless steel armor
- C2D** – w/wire braid



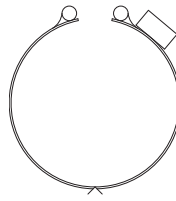
#### Two-Piece Band

**Standard Termination Location:**

next to same gap on each half; center of width



- \* **Minimum Inside Diameter:** 3" (76.2 mm)
- \* **Minimum Width:** 1" (25.4 mm) Heater widths between 1" and 2-1/2" require a minimum ID of 5-1/2" or greater.
- \* **Max. Volts/Amps:** 480VAC/25A each half



#### One-Piece Expandable Band

**Standard Termination Location:**  
next to gap; center of width

- \* **Minimum Inside Diameter:** 2-1/2" (63.5 mm)
- \* **Minimum Width:** 1" (25.4 mm) Heater widths between 1" and 2-1/2" require a minimum ID of 5-1/2" or greater.
- \* **Maximum Volts/Amps:** 480VAC/25A

### Duraband Type C5 – Low Profile Terminal Boxes



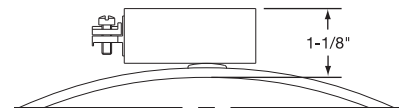
#### One-Piece Band

**Standard Termination Location:**  
next to gap; center of width

- \* **Minimum Inside Diameter:** 2-1/2" (63.5 mm)
- \* **Minimum Width:** 1" (25.4 mm) Heater widths between 1" and 2-1/2" require a minimum ID of 5-1/2" or greater.
- \* **Maximum Volts/Amps:** 480VAC/25A

#### Type C5 □ – Low Profile Box

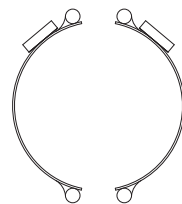
- C5A** – box only
- C5B** – w/galvanized armor
- C5C** – w/SS armor
- C5D** – w/wire braid
- C5J** – w/plain leads



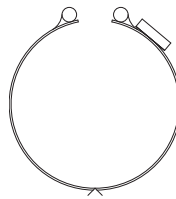
#### Two-Piece Band

**Standard Termination Location:**

next to same gap on each half; center of width



- \* **Minimum Inside Diameter:** 3" (76.2 mm)
- \* **Minimum Width:** 1" (25.4 mm) Heater widths between 1" and 2-1/2" require a minimum ID of 5-1/2" or greater.
- \* **Max. Volts/Amps:** 480VAC/25A each half



#### One-Piece Expandable Band

**Standard Termination Location:**  
next to gap; center of width

- \* **Minimum Inside Diameter:** 2-1/2" (63.5 mm)
- \* **Minimum Width:** 1" (25.4 mm) Heater widths between 1" and 2-1/2" require a minimum ID of 5-1/2" or greater
- \* **Maximum Volts/Amps:** 480VAC/25A